
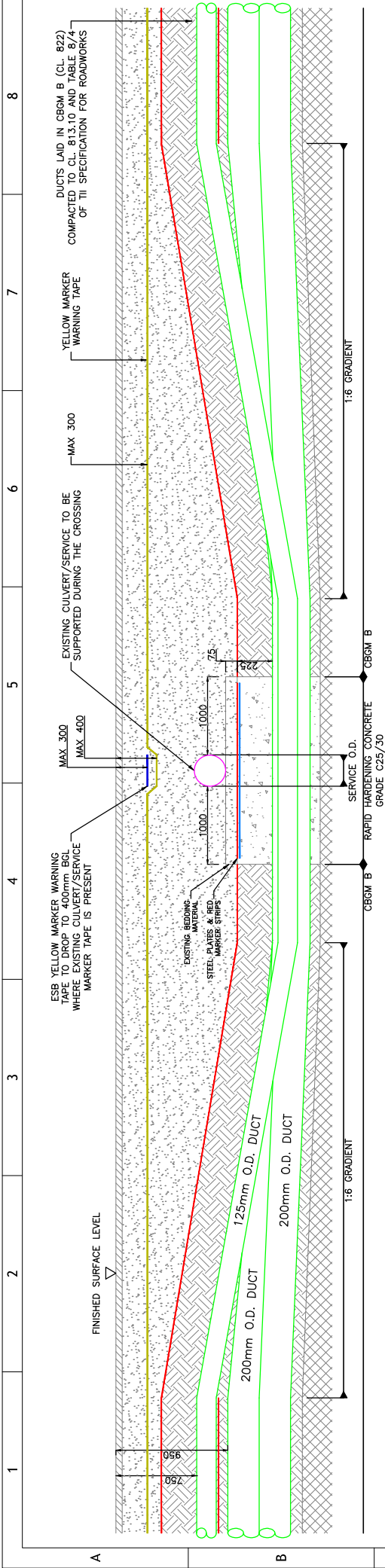


1	2	3	4	5	6	7	8
A	<p>STANDARD 220kV CABLE DRAWINGS  STANDARD CROSSING BELOW  3rd PARTY SERVICE FOR 200mm DUCTS</p>						
B							
C							
D							
E							
F							

DRAWING No.	SHEET No.	DESCRIPTION	REVISION No.
XDC-CBL-STND-F-002	001	STANDARD 3rd PARTY CROSSING 200mm INDEX SHEET	00
XDC-CBL-STND-F-002	002	STANDARD 3rd PARTY CROSSING 200mm BELOW IN FULL FLAT FORMATION	00
XDC-CBL-STND-F-002	003	STANDARD 3rd PARTY CROSSING 200mm BELOW IN TREFOLI FORMATION	00

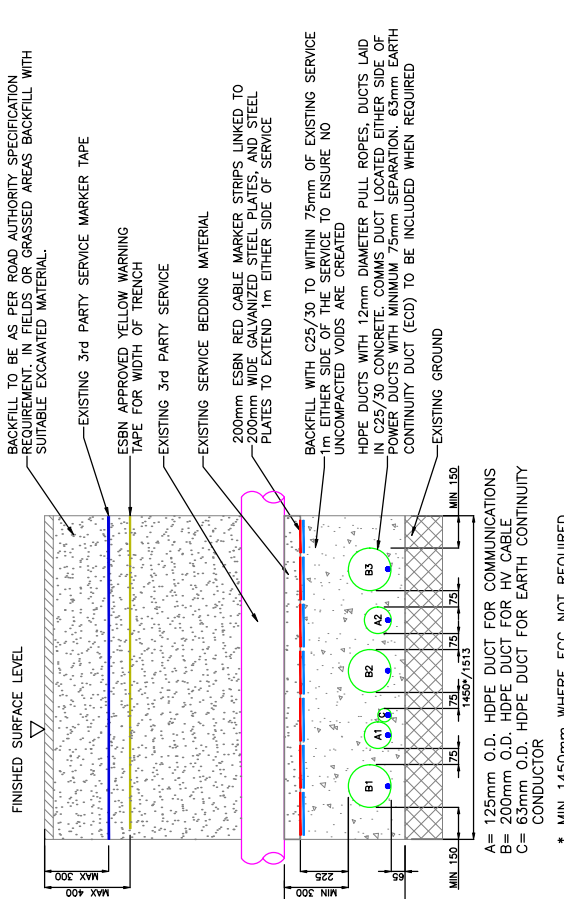
 <p><b>EirGrid plc</b>  The Oval, 160 Shelbourne Road,  Ballsbridge, Dublin 4, Ireland</p> <p>Telephone: +353 1 677 1700  Fax: +353 1 571 5150  Email: info@eirgrid.com  Web: www.eirgrid.com</p>		<p>PROJECT  <b>STANDARD 220kV CABLE DRAWINGS</b></p>	
<p>Copyright © EirGrid plc  All rights reserved. No part of this work may be modified or reproduced or copied in any form or by any means - graphic, electronic or mechanical, including photocopying, recording, taping or information and retrieval system, or used for any purpose other than its designated purpose, without the written permission of EirGrid plc</p>		<p>DRAWING TITLE  <b>STANDARD 3rd PARTY CROSSING  200mm  INDEX SHEET</b></p>	
<p>00 FIRST ISSUE</p>		<p>No of Shts  <b>3</b></p>	
<p>00 REV</p>		<p>DRAWING NUMBER  <b>XDC-CBL-STND-F-002</b></p>	
<p>DESC</p>		<p>SCALE  <b>N/A</b></p>	
<p>REV</p>		<p>SIZE  <b>A3</b></p>	
<p>DESC</p>		<p>SHEET  <b>001</b></p>	
<p>DATE  <b>20/02/23</b></p>		<p>APPD  <b>00</b></p>	
<p>MBG  DRAWN</p>		<p>CHKD  <b>00</b></p>	
<p>DCG  </p>		<p>APPD  </p>	
<p>NC  </p>		<p>DATE  </p>	



**FULL FLAT FORMATION FOR CROSSING BELOW 3RD PARTY SERVICE**

- RED MARKER STRIP
- YELLOW MARKER WARNING TAPE
- EXISTING SERVICE MARKER STRIP
- 6mm GALVANISED STEEL PLATE
- RAPID HARDENING WET CONCRETE C25/30
- CBGM B (CL. 822), COMPACTED TO CL. 813.10
- BACKFILL TO BE AS PER ROAD AUTHORITY SPECIFICATION REQUIREMENT. IN FIELDS OR GRASSED AREAS BACKFILL WITH SUITABLE EXCAVATED MATERIAL.
- EXISTING GROUND

1. ALL PRODUCTS AND MATERIALS TO BE UTILISED DURING CONSTRUCTION TO COMPLY WITH EIRGRID FUNCTIONAL SPECIFICATION, ESN STANDARDS, TII SPECIFICATION FOR ROAD WORKS AND ALL RELEVANT IRISH (EUROPEAN) AND BRITISH STANDARDS.
2. 300mm MINIMUM VERTICAL AND HORIZONTAL CLEARANCES TO BE OBSERVED BETWEEN CABLE DUCTS AND THIRD PARTY SERVICES (e.g. GAS PIPES, WATER MAINS, CULVERTS, etc.) IN THE CASE OF HIGH RISK 3rd PARTY SERVICES. GREATER CLEARANCES MAY BE REQUIRED. DESIGNER TO CONSULT EIRGRID AND 3rd PARTY SERVICE OWNERS FOR GUIDANCE. STEEL PLATES MUST COVER DUCTS. NO OVERLAP IS REQUIRED HOWEVER STANDARD DIMENSIONS MAY RESULT IN AN OVERLAP. MAX SPACING OF 10mm TO BE MAINTAINED BETWEEN STEEL PLATES TO PREVENT THE TRANSFER OF STRAY CURRENT.
3. THE MINIMUM CLEARANCE BETWEEN ALL HV AND COMMUNICATION DUCTS IS 75mm. (CABLE RATING CALCULATIONS TO BE PROVIDED FOR ACCEPTANCE). THIS DRAWING IS TO BE USED TO AID THE PROJECT SPECIFIC CONSTRUCTION DESIGN PRODUCTION.
4. TEMPLATES ARE TO BE USED AT 3m INTERVALS DURING DUCT INSTALLATION IN CRGM. PRE-MADE 75mm WIDE CONCRETE SPACERS TO BE USED DURING DUCT INSTALLATION IN WET CONCRETE.
5. MINIMUM SPACING BETWEEN POWER DUCTS TO BE CONFIRMED WITH RATING CALCULATION.
6. HAND DIG WITHIN 500mm OF EXISTING SERVICE.
7. FOR TYPICAL TRENCH CROSS SECTION DRAWING NUMBER PLEASE REFER TO XDC-CBL-STND-F-008 DRAWING.
8. IF EXISTING SERVICE MARKER TAPE IS NOT PRESENT, THE ESNB YELLOW MARKER TAPE SHOULD BE INSTALLED AT MAXIMUM 300mm BELOW FINISHED SURFACE LEVEL.



A = 125mm O.D. HDPE DUCT FOR COMMUNICATIONS  
 B = 200mm O.D. HDPE DUCT FOR HV CABLE  
 C = 63mm O.D. HDPE DUCT FOR EARTH CONTINUITY CONDUCTOR

\* MIN 1450mm WHERE ECC NOT REQUIRED

**PROJECT**  
**STANDARD 220kV CABLE DRAWINGS**

**EirGrid plc**  
 The Oval, 160 Shelbourne Road,  
 Ballsbridge, Dublin 4, Ireland

Telephone: +353 1 677 1700  
 Fax: +353 1 509 1515  
 Email: info@eirgrid.com  
 Web: www.eirgrid.com

Copyright © EirGrid plc  
 All rights reserved. No part of this work may be modified or reproduced or copied in any form or by any means - graphic, electronic or mechanical, including photocopying, recording, taping or information and retrieval system, or used for any purpose other than its designated purpose, without the written permission of EirGrid plc

**DRAWING TITLE**  
**STANDARD 3rd PARTY CROSSING**  
**200mm BELOW IN FULL FLAT**  
**FORMATION**

No of Sheets: 3  
 Drawing Number: XDC-CBL-STND-F-002  
 Scale: A3  
 Sheet: 002  
 Rev: 00

REV	DESC	DATE	APPD	CHKD	DCG	NC	MBG	DRAWN
00	FIRST ISSUE	20/02/23						

